



# EKLAVYA SAMACHARA

email: [contact@eklavyaearlyyears.com](mailto:contact@eklavyaearlyyears.com)

website: [www eklavyaearlyyears.com](http://www eklavyaearlyyears.com)

March 2025

EKLAVYA EARLY YEARS

Vol. 2 / Sr. 11

## FORTHCOMING EVENTS

TG & PG joins school	4 June
Bakri Eid	7 June
KG joins school	11 June
Rath Yatra	27 June

## ANNOUNCEMENTS

### Parents' Workshop Dates:

7 June, Sat 10am – 11:11am (For TG and PG only)

14 June, Sat 10:00am - 11:00am (For KG only)

21 June, Sat 10:00am - 11:00am (For all classes)

### Home Visit Dates for PG & KG :

14 June, Sat

28 June, Fri

4 July, Fri

19 July, Sat

## WELCOME NOTE

Namaste Eklavya Early Years family.

The new academic year has begun! Having welcomed many more families to Eklavya, we are excited to grow Eklavya into a thriving child-centred learning environment. The campus is alive with the sweet chirping of the children and we can observe a lot of enthusiasm and vigour in our educators too as they interact with the little ones.

Home Visits – an important pillar of our pedagogy will begin soon. We appreciate all our parents for taking the time out to meet with the Class Teachers. We are sure that these visits will help the educators better guide and support our children throughout the year. Please also adhere to our policy of not offering our educators any food or drink besides water, and to ensure that all family members who stay with the child are present during the Home Visit.

We look forward to yet another enriching year ahead with our children and educators. With the fully completed campus now, we have more space and amenities and all our little ones are enjoying the freedom to run around and play as much as they want. It is an emotional sight for us indeed.

Thank you for your continued support.

Warm regards,  
Niyati & Siddharth Handa  
Co Founders, Eklavya Early Years

## Celebrations

**5 March, Sensorial Day :** Children of TG, PG and KG celebrated Sensorial Day by tasting different types of food items, playing a touch and identify game as well as 5 senses game. It was a great learning experience for all of them.





**1 March, 'Steiner' Parents' Workshop :** We celebrated Rudolph Steiner's birthday, Founder of the Waldorf Pedagogy, this month by having a special Parents' Workshop where the parents indulged in a beautiful 'wet-on-wet' painting experience and then learnt group action songs such as 'Tom Thumb', 'The Seven Steps and Wiggle Waggle'. All parents enjoyed themselves thoroughly and were transported back to their childhood days. Many who had never enjoyed painting before were engrossed in wet-on-wet painting as it requires us to surrender to the paint and the colour rather than trying to control it.



**15 March, Last Parents Workshop:** Parents of TG, PG and KG attended the last Parents Workshop of the year on 15 March. We began the workshop with a delightful activity of making a card for your little one, followed by delightful musical performances by parents of Siri Prathap, Atharv Kumawat and Durga Singh. Finally, they enjoyed a hearty breakfast of idli, wada and sambar while sharing about the year gone by with the class teacher.







**Second Annual Day (2025)** : On 29 March 2025, children and educators of Eklavya Early Years celebrated their Second Annual Day by organizing a wonderful talent show. Children danced, sang, recited poems and even acted in short skits. Their enthusiasm and excitement was truly amazing.

Children had been practicing for this show since several weeks. Their hard work, persistence and patience were exemplary and we were proud to see them learning to concentrate and lose their inhibitions when they came on stage.

The Chief Guests for Annual Day, Mrs Anasuya Sitaram and Mr. P Sitaram - grandparents of Vishnu Sarang H - graced the event and with their presence, blessed all the children.

The following items were performed by students of PG and KG:

1. Kholo Kholo – Dance (TG, PG, KG)
2. Slippery Fish, These are my glasses, Ruu Raa – Action Rhymes (TG, PG, KG)
3. Jalaja - Skit (PG)
4. Ondu Eradu – Action Rhyme (KG)
5. Rolly Polly – Dance (PG)
6. There's a Hole in the Bucket – Action Song (KG)
7. Maro Che More – Action Song (PG, KG)
8. Circle Time - Skit (PG, KG)
9. Shake Your Sillies Out - Dance (TG, PG, KG)
10. Jumperee - Skit (TG, PG, KG)
11. Kolatta - Dance (PG, KG)
12. Masale Dose - Dance (PG, KG)
13. I Am So Happy - Dance (PG, KG)
14. Koshish Karne Waalon Ki - Educators' Poetry Recitation



Lighting of the lamp



‘क्यों इस कदर हैरान तु, मौसम का है मेहमान तू’ (Kholo Kholo)



Slippery fish



Let us do the actions together (These are my glasses)





Let us all play together (Jalaja)



Keeping time with the song (Maro Che Mor)



Meal time is over! (Ondu Eradu)



Bubble bubble pop! (Circle Time)



Big Big Big, Small Small Small (Rolly Polly)



Dancing so gracefully (Shake your sillies out)



Liza, look! (There's a hole in my bucket)



Mummy and baby frog (Jumperee)





Keeping time with the rhythm (Kolatta)




We love dosas (Masale Dose)



Overjoyed (I am so happy)



Loving the spotlight



Eklavya Song

**28 March, Ugadi :** Children learnt about Ugadi during Circle Time. They discussed both why the festival is celebrated and which offerings are made to God during the Ugadi puja. Children also smelled cut raw mango.



**28 March, Ramzan Eid** : Children learnt about Ramzan Eid this month and how it is celebrated. They learnt that on Eid, people embrace each other and say 'Eid Mubarak'. There is also a lavish feast relished by Muslims on this day and Ramzan Eid is the culmination of a month-long fast.




**1 April, Toy Making Day** : KG children made two toys on Toy Making Day - a paper helicopter and a prank toy made using a rubber band and paper. They were incredibly excited and the corridors and classrooms were filled with excited chatter. They kept making the prank toy with help from their teacher and wanted to prank all the educators. Similarly, they were thrilled to make the paper helicopter and were keen to release their toy from a height by climbing a ladder. Toy making Day is a special day where they learn how to use simple, regularly available material to make innovative objects. Their sense of wonder, curiosity and imagination is enhanced significantly through the activities.



## Curriculum

**Fancy Dress Presentations** : This month, children of TG, PG and KG had a fancy dress presentation. Children enjoyed wearing their prop and speaking about it in front of their class. Later they also shared during Circle Time how they made their prop at home.



I am a little yellow hat!





Vroom vroom



Little jetplane



My favourite book



Tick tock



A valued home appliance



I am my own canvas



Essential in a classroom - Chalk!




Fighter Plane!



My favourite object - Police car!



I bring you the latest news every morning



A colourful wall clock






Swish, swish go the helicopter blades




My schoolbag!



Waiting our turn patiently



Zoom!



Pink pencil



A carton of milk




An essential piece of cutlery - fork!



Snip snip




Telling time



Importance of staying hydrated - water bottle




The clock is ticking



What I bring to school - water bottle





Staying germ-free - handwash



Colourful and decorated - a tractor



Treasure trove of knowledge - a book



Explaining how I made my prop to all my friends.



"My tractor's headlights turn on too!"



How I made my book



My big water bottle is so beautiful!

**Practical Life Skills - Transferring water bowl to bowl using a spoon** : KG children learnt how to transfer water from bowl to bowl using a spoon this month. This was an activity that required immense patience and concentration and the children were keen to do it without spilling a drop of water.



**Sensorial** : Children of PG and KG spent the last month of the academic year revising their sensorial materials. Although they work with these materials throughout the year, in March they made a concentrated effort to re-work with these materials and the extensions again.





**Sensorial - Visual Matching :** Children of TG practiced visual matching using toys and materials that they find in their classroom. All the children were very keen to match the object to its outline and waited patiently for their turn.



**FMS - Pasting Stickers :** Children of TG enjoyed a Fine Motor Skills activity this month called pasting stickers. It requires tremendous patience and nimbleness of the fingers. Children tried their best to peel and paste the stickers and did not give up even when it was difficult.



**Art - Making Invitation Cards :** Children of TG, PG and KG made invitation cards this month for Annual Day. They used the process of Floating Chalk Art to make beautiful and colourful invitation cards. Children were struck by how wonderful the artwork looked when the chalk stuck to the wet paper. What was also amazing to see was how beautifully and spontaneously each child appreciated the other's chalk art too.





**Art - Making Van Gogh's 'Starry Night' :** 'Starry Night' is a painting by Vincent Van Gogh of the night sky, inspired by the view from his window at the Saint-Paul-de-Mausole asylum in Saint-Rémy, in southern France. Van Gogh spent a year there in 1889–90 while suffering from a mental illness.

Our KG children (2024-25), drew inspiration from the 'Starry Night' by Van Gogh and created their version of it on 2 April 2025. They observed the painting and identified that the beautiful night sky painted by Van Gogh is made up of waves, swirls and circles. Armed with only two fabric colours - blue and white - children painted with paintbrushes and Q tips. Each child was excited to mix paints to create different shades of blue and enjoyed making beautiful dotted swirls and curves. Their beautiful artwork was done on aluminium foil - a unique base - because we wanted the children to enjoy a new sensorial experience, that of paint fluidly gliding on foil as compared to the way it normally feels on paper. Later, Apoorva Ma'am stuck all the artworks made by the children to make a beautiful night sky and made the beautiful cypress tree, moon and townscape using oil pastels on paper, with some yellow and white highlights using acrylic paints.











**Farming** : Children of PG and KG have enjoyed growing tomatoes in March. Every morning after alighting from the bus, they first rush to see if the green tomatoes are turning red. Their cheerful cries of wonder and excitement every time they spot a little red tomato are heartwarming.



**Reading cards from parents** : Children of TG, PG and KG received handmade cards from their parents this month. All of them were touched by the thoughtfulness of their parents and felt moved by all the beautiful things that their parents had written for them.





**Class Party :** Children of PG and KG enjoyed a lovely class party with delicious homemade food sent by all the parents. They were first excited to make the lemonade themselves and then try all the goodies. Children also relished the gulab jamuns and satisfied their sweet tooth.



### Professional Development

**Workshop with Circles of Safety :** On 17 April, Eklavya Early Years educators attended a special workshop by Circles of Safety founder, Anuja Amin. In the workshop we learnt the not only about the first steps keeping our little ones safe from Child Sexual Abuse but also dealt with our own ignorance and discomfort with sexual education and abuse. This was a truly enlightening workshop and it led to all of us becoming more comfortable and confident about discussing topics around sexuality and gender, as well as questioning our preconceived ideas and notions about child sexual abuse.



**Fun PD with educators :** This month we had a Fun Professional Development session with our educators where we did a 'Positive Strokes' activity where each educator appreciated her colleagues. Later educators also tried their hand at learning Break Dance, which led to a lot of laughter. The session ended with positive feelings and was a fun way to rejuvenate.





**Fun PD with Support Staff** : This month, we organised two Fun Professional Development sessions with our driver bhaiyas and housekeeping didis. Each session was full of energy, laughter and happiness. With simple games such as quickly making a tower with paper cups, playing a carrom tournament, playing football, etc, we wanted to bring smiles to all our valued support staff. Both driver bhaiyas and housekeeping didis do invaluable work for Eklavya Early Years and their dedication and hardwork is very precious to all of us.



**Waldorf Workshop** : Two educators, Jayeeta ma'am and Anitha ma'am attended a Waldorf Workshop in April where they learnt not only about the Waldorf philosophy and pedagogy, but also the different handworks, songs and finger plays and art activities done by waldorf schools.

### EEY Outreach

**15 April, Arty Holi** : Eklavya Early Years invited children of 2-6 years old for an Arty Holi event where they did messy painting, floating chalk art and even a colour changing science experiment. Children explored their creative and artistic side to the fullest and enjoyed the event a lot.



**Summer Camp - Batch 1 and Batch 2** : Many children aged 2-6 attended our two week Summer camp between 14 April - 25 April. Children enjoyed storytelling, art and clay work, playing cognitive games, farming, football and Block Room games. They were enthusiastic, participative and curious to learn more. They especially enjoyed the cooking activities - making sandwiches and lemonade, and kala chana chaat.

