



EKLAVYA SAMACHARA

email: contact@eklavyaearlyyears.com

website: www eklavyaearlyyears.com

December 2024

EKLAVYA EARLY YEARS

Vol. 2 / Sr. 8

Happy New Year

FORTHCOMING EVENTS

Louis Braille's birthday	4 January
Swami Vivekananda Jayanti	12 January
Pongal/Makar Sankranthi	14 January
Guru Gobind Singh's birthday	17 January
Netaji Subhash Chandra Bose Jayanti	23 January
Republic Day	26 January
Martyr's Day	30 January

ANNOUNCEMENTS

Parents' Workshop Dates: 11 Jan, Sat 10am – 11am

Field Visits

6 Dec, Field Visit to Post Office, Yelahanka : - This month the children visited the Yelahanka, Post Office. The children saw all the departments of the Post Office. They understood the role of a post man - how he is responsible for receiving the posts, how he segregates it area wise, according to the pin code and then how he delivers the posts at the correct address. They saw the bag of a post man which has different compartments to keep letters according to the areas. The children also learnt that the post office also has a banking division where people can save money. They saw the stamp used by the postman which had a system to change the date every day. They were curious to know about the token number display, they had questions on why were the people waiting, how the postman carried big parcels – their questions were many. They saw the post box too and understood the clearing system of the post box. Once they returned to school, the children saw inland letters, post cards, envelopes, different stamps and learnt how each of these were used very regularly for long distance communication in the olden days, before the invention of the telephone. The children are able to identify the logo of the 'India Post'.



18 Dec, Green Day and Pink Day : - PG celebrated green day and KG celebrated pink day with a lot of fun and enthusiasm. The children were surprised and awed by their classroom decorations. They were seen having deep discussions about the decorations and the glass painting in their classrooms. They had a day filled with many activities. They enjoyed looking for green and pink objects, indoors and outdoors. They had a great time seeing objects of different shades of green and pink.

KG children observed an experiment with blue pea flower extract which turned pink when lime juice was added to it. They also experimented how to form the colour pink by mixing different poster colours.

PG children enjoyed tearing different shades of green crepe paper and sticking them on the Christmas tree. It was a joy seeing the children singing the green day song while sticking the crepe papers. The children of the Toddler Group joined the PG children in the green day celebrations very enthusiastically.



Collecting green objects



Green paper - tearing and sticking



Observing green vegetables



Wonder what bottle gourd smells like?



Feeling the roughness of bitter gourd



All the pink objects in our class



Mixing different colours to form pink colour

Events

Christmas celebrations : - This month, children of PG, TG and KG have enjoyed celebrating Christmas through a variety of activities. In the lead up to Christmas, they made their own ornaments, decorated the Christmas tree and even placed all the figurines in the nativity scene. They marvelled at all the beautiful Christmas decorations put up in school, and were delighted to be singing and dancing to their favorite Christmas songs. Children were also told stories of Jesus Christ.

On 24 Dec, children celebrated Christmas through a diverse range of activities, starting from exciting one minute games such as Christmas memory game and building a Christmas tree using paper cups. Later, they made Christmas related images such as snowman, santa claus, etc using blocks and even heard the Story of the "birth" of Jesus" sitting underneath the nativity scene. Children were very excited to also hang up their handmade ornaments in the school tree and to bake their own chocolate mug cake. The best part was when Santa Claus came up with a sack full of gifts for all our children. All the children were overjoyed and awestruck. It was truly a memorable experience for all of them.



Carefully placing the nativity scene figurines



"I want to put a plant."



Decorating the Christmas tree



Hanging a little blue drum



Deep concentration




What should I hang?



My turn!



Admiring the ornaments



Painting their ornaments



Painting candy canes



Our beautiful Christmas tree decorated by children



Sharing and painting



Finger painting



Wrapping the thread around the ornament



Ho ho ho!



Bringing gifts for our little one



Too excited!!



Looking at the gifts in awe



Wonder what is in here?



Time to make chocolate cake!



Stir, stir stir.



Christmas art activity



One minute game



Making Christmas related images using blocks



Listening to the story of the birth of Jesus Christ



Spray art with red and green

Curriculum

PLS - Sorting Grains : - PG children enjoyed the PLS activity of Sorting grains this month. They did the sorting with utmost patience and concentration. Practical Life Skills activities such as these make the child feel centred and calm because the child is completely absorbed, body and mind, in the activity.



Combing hair : - Children of PG and KG enjoyed learning to comb their own hair this month. They looked into the mirror intently and with great concentration while combing and were deeply satisfied when they were able to brush their hair. The sense of joy that came from their ability to take care of themselves boosted their self esteem.





Picking leaves and stacking: 'Children must be taught to feel and live in harmony with the earth' – The Secret of Childhood, Maria Montessori. Taking their first steps to not only enhance their awareness of the environment but also to instil a sense of responsibility and respect for nature and shared spaces, the children of TG have started doing Kar Seva. They, very mindfully, pick up the fallen leaves from the west lawn and discard them in the dustbin. They also do a beautiful job of stacking the leaves one on top of the other, 5-6 of them, between their thumb and other four fingers, thus enhancing their fine motor control.

Transferring water from bowl to bowl using sponge : It was amazing to see the toddler group children sit and watch the presentation done by their ma'am on how to transfer water using sponge. They then tried transferring water from bowl to bowl using sponge. Squeezing out all the water from the sponge was a little challenging for the little ones. But their dedication and sincerity in completing the task was indomitable. Squeezing sponge to transfer water - strengthens their palm muscles; transferring water from one bowl to the other enhances their eye hand co-ordination. It was a pleasure watching the little ones dab all the water dropped, dabbing it till it is all dry; then to see them using the used water for watering plants and then winding up the bowls and tray and finally put it back in its place.

Assembly Performance : - KG1 and KG2 performed an energetic, action song – 'There once was a little green frog...' on 19 Dec. They sang with confidence. This was their first assembly performance. During their practice sessions, it was a pleasure watching them support each other. They would prompt their friends who missed on a word or action, it was very heartwarming to see them do this very gently and respectfully. Play Group children were very happy to watch such a beautiful performance put up by the KG children.




Sensorial - Heavy and Light : - KG children learnt the concept of heavy and light this month. They felt the weight of different objects and compared them in order to determine which was heavier. The activity enhanced their baric sense and gave the children a concrete sensorial understanding of the concept of weight.



Mystery Bag : - In order to enhance the stereognostic sense of the child, which is the ability to sense an object using only language (naming object) and the tactile or muscular experience, children of PG did the mystery bag activity. They faithfully kept their eyes tightly shut while fishing for an object inside the mystery bag and were over the moon when they were able to correctly identify it. The element of surprise and jubilation of getting it right afterwards made the activity extremely enjoyable for the children.



Storytelling : - Children of PG and KG listened to two stories of Jesus Christ several times this month. The stories underscored the values of generosity and faith, and also enhanced their imagination.




English – Spelling a word : - Children of KG2 have started forming the spellings of the word with the help of moveable alphabet. They are now able to put individual sounds together to form a word.



Vocabulary building : - TG children are learning the names of their classroom materials – black board, soft board, window, sliding door, tray, door, handle, duster, dusting cloth and many more. They have also learnt how to ask their ma'am – 'ma'am, tell me the name of this, and this, and this ...,' they enthusiastically go on and on, enjoying this question -answer session.

Maths : - Children of KG 2 continued their exploration of numbers through a unique outdoor activity using a material called the 'Ganit mala' (Math Garland). The Ganit mala has been hung between two trees and is a long rope with 100 large beads. Children are enjoying counting the beads and tagging them with yellow numbered tags. These kinds of activities enhance what Maria Montessori called the innate, naturally given Mathematical Mind of the child.



Circle Time - Fruits : - Children of PG and KG enjoyed learning about and tasting lots of new fruits this month. They smelled all the fruits, observed the seeds, colours and textures of each one and were very excited to try them. Although some fruits were new for a few children, they were not hesitant to try them and in fact relished the sweetness, tartness and juiciness of each fruit happily.



GMS - Balancing Book : - Children of PG and KG practiced walking on a straight line while balancing a book in one hand. This activity enhanced their ability to balance and their focus and concentration. As the child attempted the activity, the other children in the group cheered and offered a lot of positive reinforcement, thus boosting the child's confidence and enhancing the cohesiveness of the group too.



Carrying many items : - Another activity involving balance, precision and concentration this month for KG children was learning to walk in a straight line while carrying a number of items. The items were chosen such that they could topple over easily if the balance is not maintained. Children enjoyed this activity a lot and were thrilled when they were able to do it successfully.



GMS - Walking between two lines : - TG children have been enjoying going for walks inside the campus, they also love running on the green lawn collecting colourful balls. Walking between two lines is a wonderful skill for gross motor development. The simple act of walking between the two lines given not only enhances their gross motor control but also creates a stronger connection between their brain and their feet. The toddler group children have enjoyed this activity a lot.



FMS and Art : - Tearing is a very interesting FMS activity for the little ones. It strengthens their palm muscles, improves eye-hand co-ordination and develops pincer grip. As a part of their Christmas activity, the children of TG tore red coloured A4 size papers in long, vertical strips. Their happiness while hearing the sound of tearing was a sight to see. They tore the papers carefully so that they get long strips. The papers they tore were stuck by them randomly on a white chart paper. This was the first time they learnt the use of fevicol. They were careful while taking the fevicol and applying it on paper and then sticking the red paper exactly where the fevicol was applied. The next morning, they were surprised to see their paper-sticking activity turn into Christmassy items – candy – cane, bells, gifts, candles etc.





Professional Development

Waldorf Workshop : - Our Co Founder, Niyati Handa attended a Waldorf Workshop between 21-25 December at the Kingdom of Childhood, a Waldorf school in Bengaluru. Led by a veteran Waldorf educator Mr Manivannan Ganapathy, the workshop was a deep dive into the philosophy and practices of the Waldorf pedagogy.

Niyati Ma'am's reflections from the workshop

- Focus on rhythms - a consistency of rhythms in the child's life through balanced daily routines creates a balanced individual - mentally, physically and spiritually.
- The purpose of early childhood education is to strengthen the Will of the child. This Will is the inner creative and motivational power that enables the individual to take action. When the Will of the individual is strong, she feels a sense of profound purposefulness. Will is developed and active when the individual's mind, body and emotions are balanced.
- An adult's role in a child's life changes as she grows up. Between 0-7 years, we must focus on all kinds of play and provide the child with protection and love. In the years between 7-14 years, as the child begins to express stronger likes and dislikes, the adult must be in control of her emotions and provide the child with direction to balance their emotions. In the teenage years between 14-21 years, the adult must be focused on respecting the child's emotions whilst helping them accept wisdom and truth through gentle but penetrative questioning.
- 0-7 years are the most crucial years of an individual's life. We must share our value system with the child at that age. But it is only in challenging life experiences that the child goes through do we really come to know which values the child truly holds on to.
- Choose the 'Middle Path' - the middle path embodies balance which leads to calmness and the development of Will. The middle path means that we neither enforce too much discipline and obedience such that the child's Will becomes subordinate to our, nor exercise too much freedom that the child's Will is not developed and she feels purposelessness. The middle path means not too much stimulation, and not too little; not too much protection and love, and not too little. When we choose to walk this path, we question everything we do and ask ourselves if our actions lead to the development of the child's Will or the subjugation of it.
- The role of a teacher in a child's life is to become the साक्षीस्वरूप (Sakshiswaroop) or the witness. We witness and observe without judgement or condescension the natural unfolding of the child's individuality through time. The साक्षीस्वरूप is not a passive observer but an active one. She corrects the child when required but tries not to interfere in the child's natural process of self-discovery. As Maria Montessori says, "We cannot know the consequences of suppressing a child's spontaneity when he is just beginning to be active. We may even suffocate life itself. That humanity which is revealed in all its intellectual splendour during the sweet and tender age of childhood should be respected with a kind of religious veneration. It is like the sun which appears at dawn or a flower just beginning to bloom. Education cannot be effective unless it helps the child open up himself to life."

Rudolf Steiner's edict for educators:
 "Imbue yourself with the power of imagination,
 Have courage for the truth,
 Sharpen your feeling for responsibility of soul.
 The teacher must be a man of initiative,
 A man of interest in being of the whole world
 and of humanity,
 A man who never makes a compromise in his heart
 and mind with what is untrue (especially in the
 way we present our subjects),
 And he must never get stale or grow sour."

Team Outing : - The Eklavya Early Years team enjoyed a team outing this month at Cubbon Park and the Museum of Indian Music. Amidst the natural beauty of Cubbon Park, beneath the towering trees, we laughed, played and sang. The Sound Garden at the Indian Music Museum incited our curiosity and wonder and the exhibits inside the museum sparked our interest in learning more about the various traditions of Indian music through the ages.

Reflections :

- The hectic run around of everyday life was put behind. Being able to smell the fresh air and disconnect from the outside world is something we should all do.
- When I saw the Sound Garden, the inner child in me was filled with joy.
- To stand in between the tuning forks and hear the "hum", it vibrates throughout your whole body. It was magical.
- Team outing like this gives more peace of mind and reduces our stress.
- I felt very relaxed in Cubbon Park and enjoyed playing with the small bean bag with a partner which helped to realise coordination not only with our hands but also with the other person.
- I enjoyed new songs with movements. It was really amazing to learn something different and new.



Workshop with Gowri Teacher : - On 28 Dec, the educators enjoyed a stimulating workshop with Gowri Teacher, a highly experienced and motivated teacher from a Waldorf school called 'Kingdom of Childhood' in Bengaluru. Gowri teacher taught us the art of storytelling, which she calls the 'soul food of childhood'. She also taught us many joyful and beautiful finger play songs in order to enhance the children's imagination, fine motor skills, language and sense of rhythm. Educators enjoyed the workshop a lot and had many questions for Gowri Teacher.

EEY Outreach

EEY Outreach : - Eklavya organised two wonderful events filled with art, music and movement this month for children aged 2-6 on 14 Dec and 21 Dec. Children enjoyed their activities thoroughly and the entire school was filled with the gleeful cheers and excited chatter of children.

